

Assessment of Polypropylene Fiber for Effect on Fresh and Physical Performance with Durability of Self-Compacted Recycled Aggregate Concrete

Tiwari, P.^{1*}, Singh, V.²

¹ P.G. Scholar, Department of Civil Engineering Madan Mohan Malaviya University of Technology Gorakhpur, Uttar Pradesh, India.

² Assistant Professor, Department of Civil Engineering Madan Mohan Malaviya University of Technology Gorakhpur, Uttar Pradesh, India.

© University of Tehran 2023

Received: 19 Jul. 2023;

Revised: 26 Oct. 2023;

Accepted: 02 Dec. 2023

ABSTRACT: Manuscript targets to develop Self-Compacted High-Performance Concrete (SCHPC) by substituting 50% of Natural Aggregate (NA) with Recycled Coarse Aggregate (RCA), along with incorporation of Polypropylene Fiber (PP) reinforcement at varying volume fractions. Manuscript focuses on the effects of different proportions of polypropylene fibers (0.2%, 0.4% and 0.6%) when replacing 50% of NA with RCA. The impact of PP reinforcement on various mechanical properties of concrete, like compressive strength, flexural strength and split tensile strength are examined thoroughly. For durability of SCHPC, carbonation resistance, water absorption and acid resistance are also explored in the presented paper. Compressive strength of both Natural Aggregate Concrete (NAC) and Recycled Aggregate Concrete (RAC) initially increases up to a fiber concentration of 0.4% before declining with increased fiber contents. Identical patterns appear for split tensile strength, where 0.4% fiber content is found to be ideal to optimize strength. At 0.4% PP fiber, minimum carbonation depth for NAC was reported as 2.94, 4.91 and 7.12 percent for 7, 14 and 28 days, respectively. Comparable results are obtained for RAC, for fiber volume proportion of 0.4%. So, the reduction of approximately 16.67% for NAC (28 days) and 17.54% for RAC (28 days) at control mix.

Keywords: Polypropylene Fiber, Recycled Coarse Aggregate, Self-Compacted High-Performance Concrete, Carbonation depth, Split Tensile Strength.

1. Introduction

Concrete is a widely used building material in construction industry due to its ease of mold ability, workability and durability properties. Currently, concrete constitutes around 80% of construction materials used worldwide, surpassing other building materials. This growing demand for concrete is driven by modernization of

society and advancements in people's daily lives. As the rate of demolition of existing structures increases, consequently rises the generation of Construction and Demolition (C and D) waste. Unfortunately, primary method of disposing of this waste is through landfilling, which leads to a decrease in efficiency of land utilization.

Simultaneously, demand for High-Performance Concrete continues to rise

* Corresponding author E-mail: pawankumartiwari712@gmail.com

over time. As a result of inadequate recycling methods and insufficient environmental regulations regarding disposal, most of these waste materials end up in landfills.

Currently, nearly all nations are grappling with a severe shortage of landfills to accommodate substantial volume of solid waste produced as a result of demolishing aged concrete structures. Estimations suggest that nearly 70% of potential built-up area is yet to be developed, and it is anticipated that total built-up area will increase fivefold by 2030. According to reports from Central Pollution Control Board (CPCB) (2017) in India, country generates approximately 10-12 million tons of C and D waste each year. Utilization of recycled aggregates, whether in partial or full replacement of natural aggregates, in concrete presents a potential solution to various challenges confronted by society?

These include environmental pollution, scarcity of natural resources and need for waste disposal lands. By incorporating recycled aggregates into concrete, these issues can be addressed effectively. In last few years, there has been a growing interest in exploring structural applications of RCAs.

Extensive investigations and research efforts have been dedicated to understanding potential of RCAs in various construction projects. This surge in interest reflects the recognition of RCAs as a viable and sustainable alternative in construction industry. In their research work, Yoda and Shintani (2014) implemented mid-quality RAC for super structure of a building in Japan. They closely monitored durability properties of RAC over course of one year and obtained promising results. This study highlights potential of using recycled aggregates in concrete construction and suggests that RAC can exhibit satisfactory durability characteristics.

Importance of recycling and reusing concrete waste has been emphasized in the report of Maio (2016). This report highlights significance of adopting

advanced technologies to promote sustainable practices in construction industry.

Additionally, in India, revised regulations of Ministry of Environment (2016) have been implemented, focusing on engaging various stakeholders in recovery, recycling, reuse, and proper management of C and D wastes. These regulations aim to enhance sustainable management of C and D wastes and encourage responsible practices among all involved parties.

Multiple researches in existing studies have confirmed that recycled aggregates tend to exhibit higher water absorption rates in comparison to natural aggregates. Consequently, it is often suggested that when incorporating recycled aggregates into concrete, there may be a need to increase water content to achieve desired workability Güneyisi et al. (2014) and Mefteh et al. (1963). These findings emphasize importance of carefully managing water-to-cement ratio when utilizing recycled aggregates to maintain desired workability and ensure overall performance of concrete mixture.

Fiber-reinforced concretes have constantly stood out for their exceptional deformational properties, including high flexural strength, reduced shrinkage, and excellent resistance to abrasion. Through comprehensive analysis of existing literature and a thorough review of latest research by renowned concrete scientists in field of SCCs, coupled with advancements has concluded that current state offers an opportunity to develop SCCs with exceptional physical and technical properties (Utepov et al., 2020). This indicates potential for creating self-consolidating concretes that exhibit superior performance and meet demand requirements in various applications.

Conventional concrete is inherently brittle, characterized by low tensile strength and limited resistance to crack opening and propagation (Brandt et al., 2008; Poon et al., 2004). Concept of fiber reinforcement in concrete was initially introduced by

Romualdi and Mandel (1964). They pioneered use of randomly distributed steel fibers in concrete, marking beginning of incorporating fibers to enhance mechanical properties and durability of concrete structures. Addition of fibers provides improved tensile strength and crack resistance, thereby mitigating inherent brittleness of concrete and enhancing its overall performance. Previously published papers have primarily focused on potential of reinforcing traditional dense concrete with fibers, addressing specific challenges. For instance, one study by Smirnova et al. (2018) investigated enhancement of flexural strength through the utilization of polyolefin microfibers.

Another study by Mukhatar et al. (2023) aimed to overcome issue of brittle fracture in high-strength concrete. Additionally, a research has been conducted by Faraj et al. (2019), on mechanical, fracture and durability properties of SCHSC containing Recycled Polypropylene Plastic Particles (RPPP), both with and without presence of silica fume. These studies contribute to understanding of incorporating fibers and recycled materials in concrete, targeting specific improvements in strength, fracture resistance, and overall performance.

Boulekbache et al. (2010) determined that flexural strength of fiber-reinforced concrete is significantly influenced by distribution and orientation of fibers. Lawler et al. (2002) also observed that inclusion of fibers in concrete aids in reducing shrinkage. However, several studies have reported a decrease in workability as a result of fiber addition.

Therefore, it is generally recommended to limit fiber content to below 3% (lie et al., 2017; Li et al., 2018; Hsie et al., 2008; Kamal et al., 2014) to maintain an acceptable level of workability while still benefiting from enhanced mechanical properties and reduced shrinkage provided by fibers. Kang et al. (2019) found that addition of 0.15% steel fibers can result in flexural performance comparable to that of NAC beams in beams composed entirely of

RCAs. However, Gao and Zhang (2018) reported that improvement in flexural performance is only observed when steel fiber content exceeds 0.5%, with no noticeable effect below that threshold.

Carneiro et al. (2014) investigated indicating an increase in toughness of RAC with inclusion of steel fibers. Furthermore, behavior of RAC with steel fibers exhibited similarities to that of fiber-reinforced NAC under compression. These studies shed light on potential benefits of incorporating steel fibers into RAC to enhance its flexural performance and toughness properties.

After considering issues surrounding C and D waste generation and its disposal, as well as impact of high demand for natural aggregates on environment, it becomes crucial to prioritize sustainable construction practices to safeguard the environment and preserve natural resources for future generations. Based on literature survey, it is observed that different researchers conducted the experiments for variation of RCA from 0% to 100% of replacement, which is a wide range. So, for validation of those experiments it is wise to perform experiments for variation of RCA with 0%, 25%, 50% and 75% replacement. Among these variations replacement of RCA up to 50% is closer to the obtained results which is convincing.

For the step towards sustainable construction, the objective of research is to prioritize the substitute 50% of Natural Aggregate with RCA to produce SCHPC with incorporation of Polypropylene Fiber Reinforcement at various volume fractions of 0.2%, 0.4% and 0.6%. For High-Performance Concrete production with superior mechanical properties and excellent workability which could also provide the high resistance for aggressive chemical attacks, a concrete mix has been designed.

2. Methodology and Experimental Program

In this study, investigation for performance

of fresh properties of concrete when using Recycled Aggregate compared to traditional aggregate, both with and without incorporation of polypropylene fiber. Efforts are also done to examine mechanical and durability performance of SCHPC. Based on previous studies, it has been observed that addition of fibers to concrete mixture enhances its tensile and flexural performance, reinforces behavior of concrete, and improves its durability. Therefore, main focus of this study is to assess mechanical properties of SCHPC reinforced with polypropylene fiber.

Primary goal is to quantify and analyze impact of different volume fractions of polypropylene fiber on enhancing mechanical properties of SCHPC. Additionally, this research aims to explore optimum content of polypropylene fiber that significantly enhances mechanical properties of SCHPC.

3. Material Requirement

SCHPC was prepared using the following ingredients:

3.1. Cement and Additives

Grade 43 (ultra tech) Ordinary Portland Cement (OPC 43) was utilized in concrete mix. OPC 43 is a common type of cement widely used in construction due to its reliable performance and availability. It conforms to Indian Standard Specifications for cement (IS: 8112-2013) and possesses adequate strength characteristics for various construction applications. OPC 43 is typically composed of a blend of clinker, gypsum, and other additives to achieve desired chemical and physical properties required for concrete production. Chemical and physical properties of cement are tabulated in Table 1. A high-performance additive, superplasticizer (FOSROC Aura mix 450) was used as a water-reducing

agent in production of concrete mix. The purpose of using this superplasticizer was to improve workability of concrete by reducing amount of water required while maintaining desired consistency and flow ability.

The used Superplasticizer (FOSROC Aura mix 450) is known for its effectiveness in dispersing cement particles, which helps in achieving better particle suspension and improved flow properties of concrete mixture. It allows for better cohesion and reduces viscosity of mixture, enabling easier placement and compaction of concrete. Specific dosage of superplasticizer used in concrete mix may vary depending on factors such as the desired workability, ambient conditions and other admixtures present in mix. Superplasticizer is typically added to concrete mix during mixing process to ensure proper dispersion and effectiveness. Physical properties of superplasticizer are mentioned in Table 2.

3.2. Aggregates

In concrete mixture, both Natural Aggregate and RCA were used as coarse aggregates. Natural Aggregate consists of crushed granite stones, which are locally available in market of Gorakhpur, Uttar Pradesh, India. These granite stones are commonly used as a construction material and provide necessary strength and stability to concrete. Grading chart of coarse aggregate on basis of size distribution test as per IS: 383-1970 code is mentioned in Figure 1. RCA was obtained from demolition waste of central library of Madan Mohan Malaviya University of Technology, Gorakhpur and Uttar Pradesh. After obtaining the RCA from the source proper procedure is adopted for preparing the samples to use it in concrete mix. The process to obtain the good quality RCA is depicted in Figure 2.

Table 1. Chemical and physical composition of ordinary Portland cement (Grade 43)

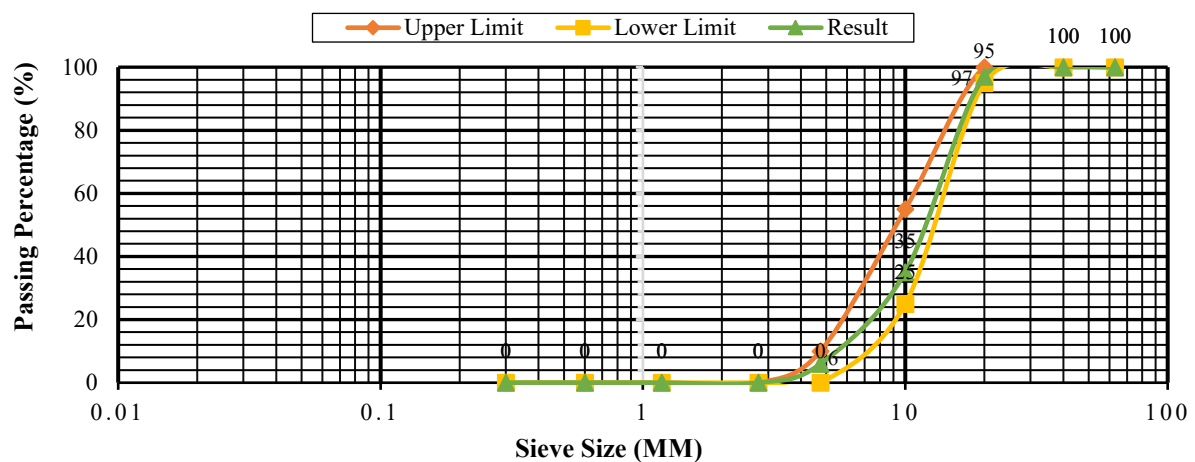
| Mineral/Chemical composition (%) | | | | | | Physical properties | | | | |
|----------------------------------|------------------|------------------|-------------------|-------|-------|-----------------------------|---------------------|---------------------|----------------------|----------------------------------|
| C ₃ S | C ₂ S | C ₃ A | C ₃ AF | f-Cao | f-Mgo | Density(g/cm ³) | $f_{cs,t3}$ /MPa | $f_{cs,t7}$ /MPa | $f_{cs,t28}$ /MPa | Fineness (m ³ /kg) |
| 61 | 18 | 7.5 | 8.87 | 0.89 | 1.5 | 3.18 | 32.6 | 43.1 | 54 | 289 |

Table 2. Physical properties of superplasticizer

| Type | Colour | Specific gravity | Relative density | Chloride content | Physical state | PH value |
|---|-----------------|------------------|------------------|------------------|----------------|-------------|
| Poly carboxylic ether polymer (for Types F and G) | Light yellowish | 1.09 - 1.11 | 1.5 – 25 °C | Nil to IS:456 | liquid | Minimum 6.0 |

This RCA is a sustainable alternative to use fresh natural aggregates, as it involves recycling and reusing waste material from demolition process. By incorporating RCA into concrete mixture, it helps reduce demand for new natural aggregates and promotes environmental sustainability. Physical and mechanical properties of natural and recycled aggregate are listed in Table 3. River sand sourced from local market in Gorakhpur, Uttar Pradesh, was used as fine aggregate in concrete mix. Sand is classified as Zone-II, which indicates that it meets specified requirements for use in

concrete construction. Use of appropriate sand with desired grading helps improve workability, strength, and durability of concrete. Size distribution grading curve of fine aggregate (sand) as per IS: 383-1970 code listed below in Figure 3. It is noted that specific characteristics and properties of NA, RCA and river sand may vary based on actual materials used and their respective sources. It is recommended to conduct proper testing and evaluation to determine suitability and quality of these aggregates for concrete mix in specific projects.

**Fig. 1.** Grading curve of coarse aggregate test as per IS: 383-1970**Table 3.** Physical and mechanical properties of aggregates

| Properties | | Virgin crushed granite aggregate | | Recycled concrete aggregate | |
|--------------------------------|--------|----------------------------------|------------------------------|------------------------------|------------------------------|
| | | Max. size of aggregate 10 mm | Max. size of aggregate 20 mm | Max. size of aggregate 10 mm | Max. size of aggregate 20 mm |
| Physical properties | | | | | |
| Specific gravity | | 2.78 | 2.81 | 2.25 | 2.33 |
| Water absorption | | 0.28 | 0.23 | 2.9 | 2.85 |
| Bulk density kg/m ³ | Loose | 1410 | 1480 | 1320 | 1380 |
| | Rodded | 1556 | 1610 | 1464 | 1570 |
| Percentage of voids | Loose | 51 | 48 | 45 | 42 |
| | Rodded | 45 | 42 | 41 | 39 |
| Mechanical properties | | | | | |
| Crushing value (%) | | 29.3 | 28.65 | 36.87 | 36.18 |
| Impact value (%) | | 20.91 | 20.24 | 30.80 | 29.64 |
| Abrasion value (%) | | 30.23 | 27.18 | 47.23 | 38.64 |

**Fig. 2.** Process for production of recycled concrete aggregate

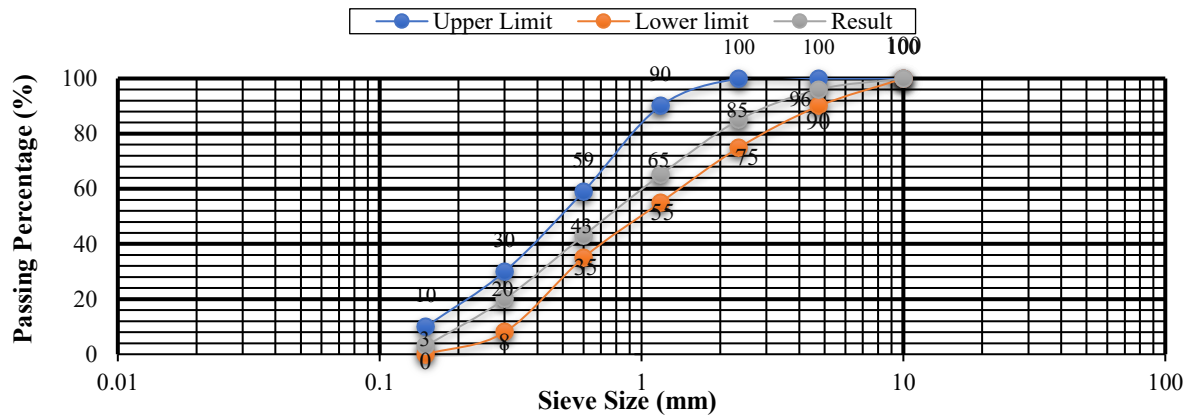


Fig. 3. Grading curve of fine aggregate according IS: 383-1970 for Zone II

3.3. Polypropylene (PP) Fiber Reinforcement

Reliance recorn 3 s fiber is a kind of polypropylene fiber that is used in production of SCHPC. Polypropylene fibers are commonly added to concrete to enhance its mechanical properties, such as Tensile Strength (TS), Flexural Strength (FS), and impact resistance. Reliance recorn 3 s fiber is specifically designed to provide reinforcement and improve overall performance of concrete.

These fibers are typically in form of short, discrete strands or fibrillated microfibers. When added to concrete mix, they help control cracking and enhance post-crack behavior of concrete. Exact specifications and characteristics of reliance recorn 3 s fiber, such as fiber length, aspect ratio, and dosage, may vary based on the specific requirements of the SCHPC mix design and project specifications. Properties of Reliance recorn 3 s fiber is mentioned in Table 4.

3.4. Water

Drinking tap water which available in campus laboratory is used in concrete mix with all permissible criterion which was mentioned in Indian Standard (IS) code 456, 2000. IS code 456, 2000 provides guidelines for design and construction of reinforced concrete structures. It also specifies permissible limits for various constituents, including water, in concrete mix. Specific requirements for water quality may vary depending on project location and local regulations.

3.5. Method of Addition of Fibber

Method of introducing fibers into concrete plays a crucial role in achieving a uniform distribution of fibers throughout concrete matrix and reducing fiber agglomeration. Several investigations, such as AKç et al. (2015) and Matar et al. (2019) have investigated different techniques for incorporating polypropylene fibers into concrete. Observations from these studies indicate that order in which water and fibers are added can influence mechanical properties of fiber-reinforced concrete.

When fibers are added to concrete before water, it facilitates formation of a three-dimensional fiber skeleton within matrix and reduces occurrence of fiber aggregation and voids. This method promotes better dispersion of fibers throughout concrete. On other hand, when casting method is used, where mixing water is added before fibers, dispersion of fibers in concrete is not as effective. This is due to water acts as a binding agent, strengthening already tangled fibers and creating more significant voids. Consequently, mechanical properties of fibers may be compromised. Therefore, it is important to carefully consider method of introducing fibers into concrete mix to ensure optimal dispersion and achieve desired mechanical performance. By incorporating fibers before adding water, it is possible to enhance uniform distribution of fibers and improve overall performance of fiber-reinforced concrete.

Table 4. Characteristics properties of polypropylene fiber

| Fiber type | Shape | Length (mm) | Effective diameter (μm) | Specific gravity | Tensile strength (GPa) | Elongation (%) | Young's modulus (MPa) | Melting point ($^{\circ}\text{C}$) | Alakline stability |
|---------------|------------|-------------|--------------------------------------|------------------|------------------------|----------------|-----------------------|--------------------------------------|--------------------|
| Polypropylene | Triangular | 12 | 25-40 | 0.90-0.91 | 4.6 | 60-90 | > 4000 | 160-165 | Very good |

**A) Recycled Coarse Aggregate (RCA)****B) Natural Coarse Aggregate (NCA)****C) Superplasticizer****D) Natural Fine Aggregate (Sand)****E) Cement OPC (43Grade)****F) Polypropylene Fiber****Fig. 4.** Materials requirement for SCHPC

4. Concrete Mix Design

In this study, several concrete mixes were prepared with different proportions of NA and RCA, as well as varying volume fractions of polypropylene fibers. Mix designs were prepared for target mean strength of concrete as per the IS 10262, 2019. Following concrete mixes were used:

1. NSCC-100, 0: NASCC with 100% NA and no polypropylene fibers.
2. FNSCC-100, 0.2: fiber-reinforced NASCC with 100% NA and 0.2% proportion of PP fibers.
3. FNSCC-100, 0.4: fiber-reinforced NASCC with 100% NA and 0.4% proportion of PP fibers.

4. FNSCC-100, 0.6: fiber-reinforced NASCC with 100% NA and 0.6% proportion of PP fibers.

5. RSCC-50, 0: recycled aggregate RSCC with 50% RCA and no PP fibers.

6. FRSCC-50, 0.2: fiber-reinforced RSCC with 50% RCA and 0.2% proportion of PP fibers.

7. FRSCC-50, 0.4: fiber-reinforced RSCC with 50% RCA and 0.4% proportion of PP fibers.

8. FRSCC-50, 0.6: fiber-reinforced RSCC with 50% RCA and 0.6% proportion of PP fibers.

Proportions of each mix are provided in Table 5.

Table 5. Mix proportion of self-compacted concrete with use of polypropylene fiber (Kg/m³)

| Concrete reference | Cement | River sand | Natural aggregate | Recycled aggregate | Water | Super plasticizer | Polypropylene fiber |
|--------------------|--------|------------|-------------------|--------------------|-------|-------------------|---------------------|
| NSCC - 100, 0 | 445 | 975 | 737 | 0 | 180 | 3.56 | 0.00 |
| FNSCC - 100, 0.2 | 445 | 975 | 737 | 0 | 180 | 3.56 | 4.68 |
| FNSCC - 100, 0.4 | 445 | 975 | 737 | 0 | 180 | 3.56 | 9.36 |
| FNSCC - 100, 0.6 | 445 | 975 | 737 | 0 | 180 | 3.56 | 14.04 |
| RSCC - 50, 0 | 445 | 975 | 368.5 | 368.5 | 180 | 3.56 | 0.00 |
| FRSCC - 50, 0.2 | 445 | 975 | 368.5 | 368.5 | 180 | 3.56 | 4.68 |
| FRSCC - 50, 0.4 | 445 | 975 | 368.5 | 368.5 | 180 | 3.56 | 9.36 |
| FRSCC - 50, 0.6 | 445 | 975 | 368.5 | 368.5 | 180 | 3.56 | 14.04 |

Additionally, FOSROC Aura mix 450 superplasticizers is used in all mixes to maintain consistent fresh properties of SCC. Superplasticizer should be added at a weight of 1% of the cementitious material to achieve a slump flow between 650 and 730 mm. Superplasticizer is available in a light brownish-colored liquid form. Concrete mixtures were proportioned with a water-cement ratio of 0.40, following guidelines of BIS (IS: 10262-2019). Proportions were selected to achieve a characteristic strength of 30 MPa. Three different volume proportions of PP fibers (0.2%, 0.4% and 0.6%) were added to both NAC and RAC.

It is important to note that both recycled and natural aggregates were utilized in a condition of saturated surface dryness during mixing process, as recommended by Brand et al. (2015) to obtain best outcomes. Tap water from a regular faucet, suitable for drinking, was used in concrete mixing process. Prior to mixing process, the water adsorption capacity of the RCA must be determined. This could be done by using the water adsorption experiment for RCA.

The RCAs are initially dried in this test, after 24 hours of immersion in water, the amount of water absorbed is measured. The aggregates must be dried at 105 °C. This leads to the adding of additional water needed for the mix of concrete. Since, RCAs have the more porosity than the natural aggregate for which this additional water is required, and this additional water also affects the workability and durability of concrete.

5. Casting and Curing

In laboratory, a manual concrete mixer is used to mix concrete. Process involves the following steps:

1. Water is first combined with superplasticizer to create a homogeneous dispersion. Dosage of superplasticizer is 1% by weight of water to achieve desired slump value of SF3 flow (660 mm - 750 mm).
2. Recycled coarse aggregate is sprinkled with water a day before use to control production of concrete. It is then covered with a plastic sheet to maintain a high humidity level. Aggregate used is wetted to reduce its water absorption capacity, aiming for a moisture content of 80% of total absorption capacity.
3. Both NAC and RAC contain superplasticizer to consider its effect on hardened properties.
4. Mixing process involves adding aggregate, sand, and cement with PP fibers and mixing for two minutes. Then, water is added and mixed again to achieve desired workability.
5. To ensure workability, each type of specimen is subjected to Slump flow, V-funnel, and J-ring tests following the specifications of BIS (IS: 10262-2019).
6. After 24 hours, all prepared concrete samples are taken out of mold and placed in a curing tank for specified number of days.

Process of making mix of concrete is given in Figure 3. For both NAC and RAC, six cube samples (size 150 mm × 150 mm × 150 mm) are prepared with various volume fractions of PP fibers to determine CS for

each sample of mix. Tests are conducted after 7 days and 28 days of the curing period. Similarly, three flexural strength samples (aspect 500 mm × 100 mm × 100 mm) are prepared for each NAC and RAC with different volume fractions of PP fibers. FS test is performed after 28 days of curing. For Split Tensile Strength (STS), three cylindrical samples were prepared for each NAC and RAC using different volume fractions of polypropylene fibers. Specimen detail of each test were mentioned in the following Table 6.

Concrete cubes with dimensions of 150 mm are tested after 7 days and 28 days of curing period. Average CS values of at least three samples for each type of concrete are calculated and reported. For STS test, cylindrical specimens with dimensions of 150 mm in diameter and 300 mm in length were prepared. Test was conducted after a 28-day curing period, following specifications of BIS (IS: 5816 - 1999). STS values are determined using a 3000 KN compressive testing apparatus.

FS test, as per BIS (IS: 516 - 1959), is performed after a 28-day curing period on

prism samples measuring 500 mm × 100 mm × 100 mm. Flexural strength, represented as modulus of rupture, was calculated using expression described in code 516-1959. Average FS values of three samples for each type of concrete are reported in Section 7.2.4.

6. Standards Followed for Experimental Setup

CS of concrete cubes is assessed according to guidelines of BIS (IS: 516 - 1959).

7. Results and Discussion

7.1. Fresh Properties

A reported in previous studies of Das et al. (2018), when PP fiber is added to NAC or RAC, fresh properties of concrete are affected. Presence of PP fibers forms a matrix that restricts flow of concrete.

Fiber particles also adsorb water and bridge gaps between them and concrete mix. It has been observed that concrete with PP fiber has a slump value up to 40% lower.

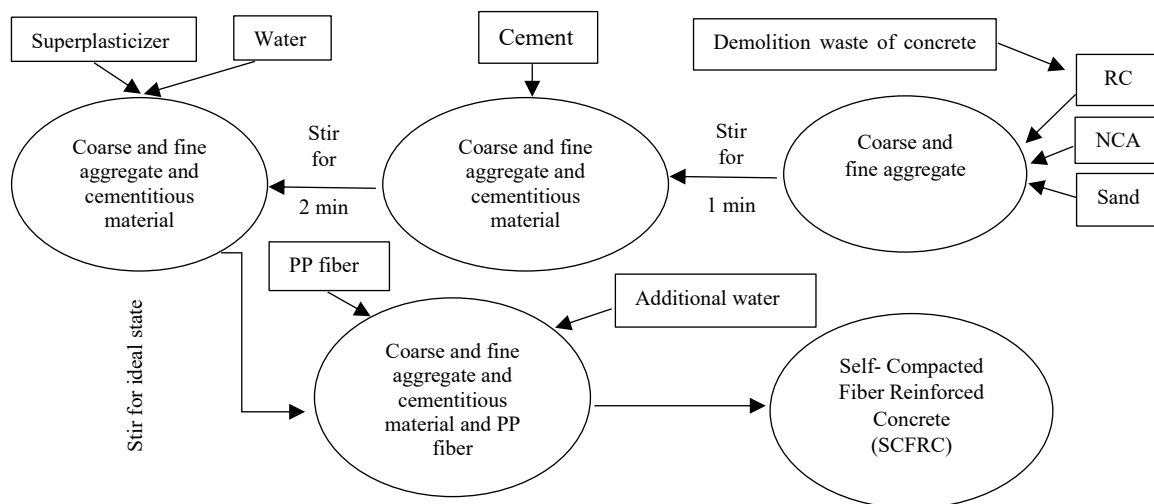


Fig. 5. Flowchart of SCFRC preparation

Table 6. Specimen detail of casting

| Experiment name | Number of sample | Size of test samples for concrete mix with max. size of aggregate of 10 and 20 mm |
|------------------------|------------------|---|
| Compressive strength | 48 | Cube – 150 × 150 × 150 mm |
| Split tensile strength | 24 | Cylinder – 150 mm diameter and 300 mm height |
| Flexural strength | 24 | Beam – 100 × 100 × 500 mm |
| Modulus of elasticity | 24 | Cylinder – 150 mm diameter and 300 mm height |

Increased friction between aggregates and fiber particles in mix requires more potential energy for SCC to flow. This study found that SCC containing up to 0.2% volume fraction of PP fiber met requirements for SCC (like flow ability, filling ability, passing ability, finish ability and pump ability etc.), but higher dosages did not meet requirements. Table 7 provides a summary of studies of fresh properties.

Based on the study data presented in Table 6, here are key findings regarding fresh properties of SCRAC containing PP fibers:

1. Slump: slump values decrease as percentage of PP fiber increases. Mixes with lower PP fiber content, such as NSCC-100, 0 and RSCC-50, 0, have higher slump values, indicating better workability. However, as PP fiber content increases, slump values decrease. Mixes FNSCC-100, 0.6 and FRSCC-50, 0.6 have lowest slump values, indicating a decrease in workability.
2. L-Box Test Ratio: L-Box test ratio (H_2/H_1) is a measure of passing ability of SCC. Mixes NSCC-100, 0, FNSCC-100, 0.2, RSCC-50, 0 and FRSCC-50, 0.2 have L-Box test ratios between 0.80 and 0.92, indicating good filling and passing ability. However, mixes FNSCC-100, 0.4, FNSCC-100, 0.6, FRSCC-50, 0.4, and FRSCC-50, 0.6 have L-Box test ratios below 0.8, indicating poor passing ability.
3. V-Funnel Test: V-Funnel test measures flow ability of SCC. Mixes NSCC-100, 0, FNSCC-100, 0.2, RSCC-50, 0 and FRSCC-50, 0.2 have flow times between 5 and 12 seconds, which are within acceptable limits for SCC. However, as PP fiber content

increases, flow time also increases. Mixes FNSCC-100, 0.4, FNSCC-100, 0.6, FRSCC-50, 0.4 and FRSCC-50, 0.6 have flow times greater than 12 seconds, indicating reduced flow ability.

4. Bleeding: inclusion of PP fibers significantly reduces bleeding in SCC. Mixes NSCC-100, 0 and RSCC-50, 0 exhibit small bleeding, indicating improved homogeneity. Large surface area of PP fibers requires more cement paste to cover them, reducing escape of free water onto surface of SCC and improving mixture is homogeneity. Based on the above observations, it could be said that better SCC mixes which meets all requirement of SCC are FNSCC-100, 0.2 and FRSCC-50, 0.2, contain 0.2% PP fibers by weight in concrete mix.

However, mixes with a fraction of PP fiber exceeding 0.2%, such as FNSCC-100,0.4, FNSCC-100, 0.6, FRSCC-50,0.4, and FRSCC-50, 0.6, do not meet all requirements of SCC (like flow ability, filling ability, passing ability, finish ability and pump ability etc.). Subsequently, it is suggested to use PP fibers up to 0.2% by weight of concrete mix to achieve good fresh properties in SCRAC.

7.2. Mechanical Behavior of FRRASCC

7.2.1. Density

Figure 7 demonstrates variation in density for both RAC and NAC as volume fraction of fibers increases. In RAC, the density is lower compared to NAC due to increased porosity resulting from presence of attached mortar on surface of RCA.

Table 7. Fresh properties of self-compacted recycled aggregate concrete with incorporation of PP fiber

| Concrete reference | Slump (mm) | L-box test (H_2/H_1) | V-funnel test (s) | T 50 – slump flow | remarks |
|--------------------|------------|--------------------------|-------------------|-------------------|----------------|
| NSCC - 100, 0 | 722 | 0.92 | 05 | 2.7 | Small bleeding |
| FNSCC- 100, 0.2 | 641 | 0.84 | 07 | 4.5 | Good scc |
| FNSCC - 100, 0.4 | 596 | 0.79 | 13 | 5.9 | Small stiff |
| FNSCC - 100, 0.6 | 553 | 0.68 | 16 | 08 | Too stiff |
| RSCC - 50, 0 | 698 | 0.86 | 06 | 2.9 | Small bleeding |
| FRSCC - 50, 0.2 | 626 | 0.82 | 12 | 05 | Small stiff |
| FRSCC - 50, 0.4 | 573 | 0.76 | 15 | 07 | Too stiff |
| FRSCC - 50, 0.6 | 540 | 0.67 | 17 | 8.1 | Too stiff |

Mortar adhered to RCA creates voids and reduces overall density of RAC. The graphs also illustrate that as volume fraction of fibers increases, density of concrete decreases. This drop-in density is attributed the difference in specific gravity between PP fibers and concrete mixture. Specific gravity of PP fibers is significantly lower (~ 0.90) than that of concrete mixture. Therefore, inclusion of PP fibers in concrete mix lowers overall density of mixture.

7.2.2 Compressive Strength (CS)

Figure 6 illustrates variation in CS values for both RAC and NAC as volume percentage of PP fibers varies. Experimental results indicate that both NAC and RAC exhibit a decrease in CS with addition of PP fibers, reaching a

minimum value at a 0.6% fiber addition. On other hand, an increase in CS values is observed with addition of PP fibers up to 0.4%. Maximum CS values for both NAC and RAC are achieved at a 0.4% PP fiber content. However, it should be noted that modifications in CS due to incorporation of PP fibers are relatively small. Highest increase in CS at a 0.4% PP fiber content is 3.1% for RAC and 4.75% for NAC. Thus, it can be founded that PP fibers have a limited impact on CS measurements, aligning with previous studies Yap et al. (2013) and Bayashi et al. (1993) that also found minimal effects on CS. Fineness and variable length of primary PP fibres, which create a network serving as a bridge and inhibiting the propagation of micro cracks, are responsible for the behavior of FRC.



Fig. 6. Slump flow test on self-compacted recycled aggregate concrete

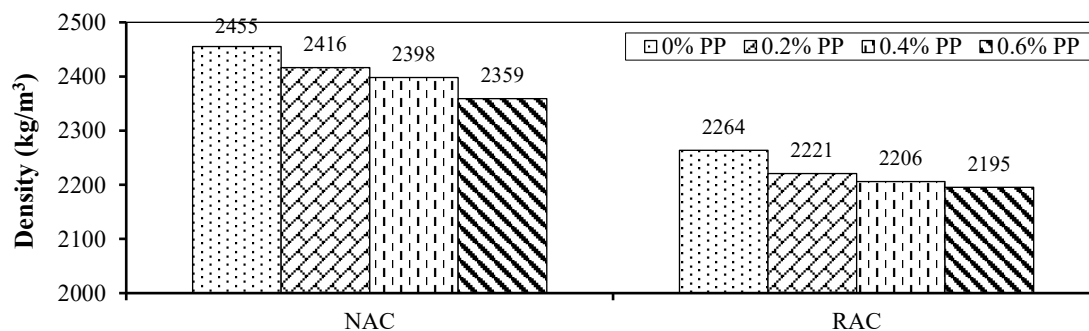


Fig. 7. SCC density varies with pp fibre at various volume fractions

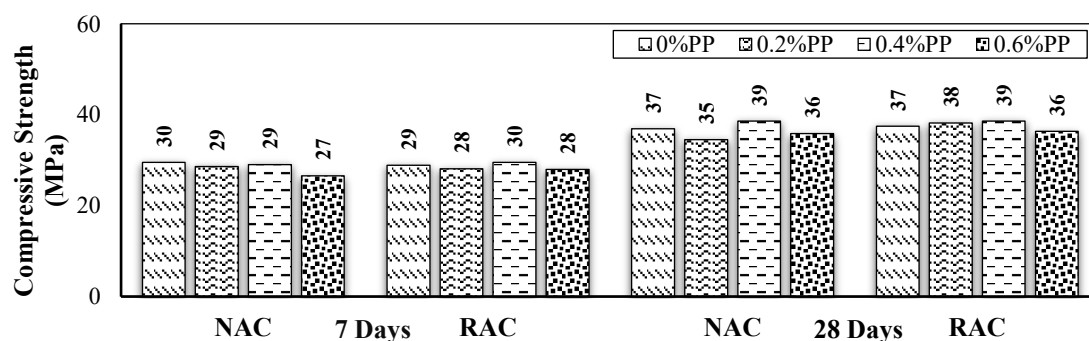


Fig. 8. Impact of pp fibre volume fraction on SCC is CS

However, when PP fibers are not evenly distributed in concrete due to poor mixing and decreased workability, fiber clusters can create relatively weaker spots that act as voids and are more prone to cracking, resulting in a decrease in CS. Compressive Testing Machine (CTM) with capacity of 2000 KN was used for compressive strength test. Comparatively, reductions in CS at a 0.6% PP fiber content are 2.9% for NAC and 3.46% for RAC, respectively, in comparison to controlled unreinforced concrete.

It is also noteworthy that RAC and NAC exhibit comparable CS. This can be justified by higher water absorption capacity of RCA compared to NCA due to adhered mortar increasing porosity of RCA. As a result, effective W/C ratio for RAC is lower than that for NAC, leading to improved CS. The grading curve for RCA shows (Figure 1) that it lies in the same range, which is applicable for NCA and guided by the IS, 383, 1970. The qualities of aggregates for both NCA and RCA are considerably influenced by physical

properties such as crushing value, impact value, and Los Angeles abrasion value of aggregates. Additionally, the crushing strength, size and quality of recycled aggregate contributed to designed strength of RAC compared to NAC depends on the origin of parent concrete of recycled aggregated, as indicated by Akbarnezhad et al. (2013); Singh and Shukla (2021) and Kapoor et al. (2020). As in Akbarnezhad et al. (2013), the above results suggested that addition of PP fibers to concrete enhances its resistance to crack propagation.

Disparity in crack propagation between concretes is clear in Figures 9 and 10. Volume fraction of PP fibers plays a role in reducing pace of crack propagation by acting as a bridge between mortar, aggregate, and fibers. Fibers also form a matrix with concrete, trapping fiber particles between aggregates and mortar and providing reinforcement. Actual mean value of workability and compressive strength of specimen is defined in the Table 8.




Fig. 9. Crack propagation in NAC and RAC without and with use of PP fiber

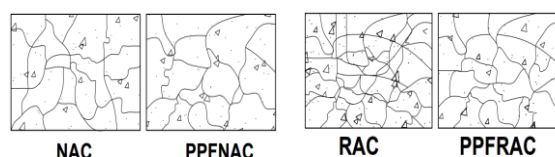


Fig. 10. Crack propagation in NAC and RAC without and with use of PP Fiber

Table 8. Actual mean value of workability and CS of the specimen

| Proportion of polypropylene fiber (%) | Actual workability and mean compressive strength of recycled aggregate concrete for different proportion of polypropylene fiber reinforcement | | | | | |
|---------------------------------------|---|---------------------|-------------------------------------|-----------------------------------|---------------------|-------------------------------------|
| | Natural aggregate concrete (NAC) | | | Recycled aggregate concrete (RAC) | | |
| | Actual slump flow (mm) | V – funnel flow (s) | Comp. strength (N/mm ²) | Actual slump flow (mm) | V – funnel flow (s) | Comp. strength (N/mm ²) |
| 00 | 722 | 05 | 36.89 | 698 | 06 | 37.46 |
| 0.2 | 641 | 07 | 37.54 | 626 | 12 | 38.2 |
| 0.4 | 596 | 13 | 38.6 | 573 | 15 | 38.62 |
| 0.6 | 553 | 16 | 35.82 | 540 | 17 | 36.32 |

7.2.3 Split Tensile Strength (STS)

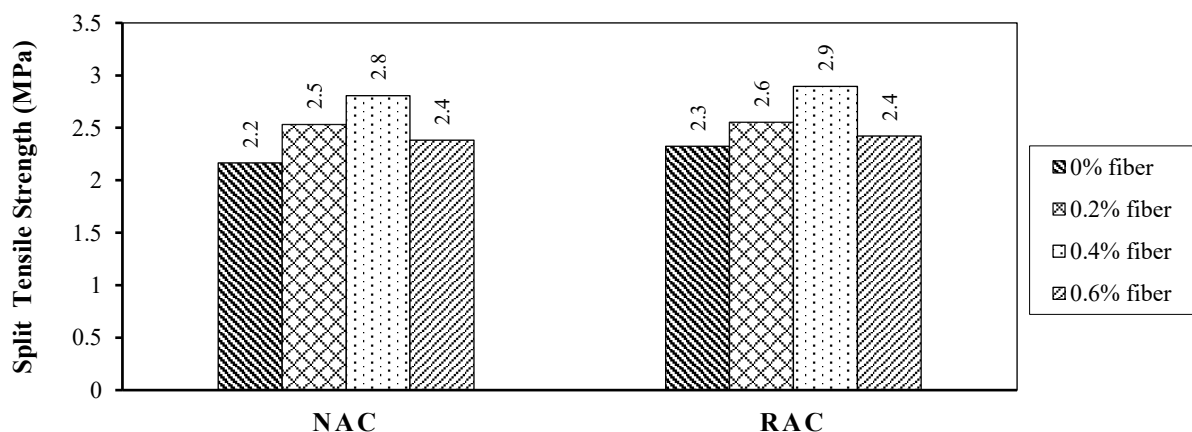
According to Bureau of Indian Standards (BIS) guidelines IS, 5816-1999, TS tests were conducted on both NAC and RAC Figure 10, demonstrates how STS values vary with different fiber volume proportions. Results indicate that addition of PP fibers significantly increases values for STS. Adding fibers up to a 0.4% proportion fraction in both NAC and RAC enhances STS values before they start to decline again. Maximum value for NAC is 2.805 MPa at a 0.4% fiber volume proportion, which represents a 29.57% improvement over unreinforced control concrete. Correspondingly, highest improvement for RAC at a 0.4% fiber volume fraction is 23.79%, with an STS of 2.845 MPa. After splitting process is complete, fibers act as bridging elements, effectively transferring load from the matrix to fibers and taking additional load from matrix to fibers. This results in higher ST values compared to unreinforced concrete.

Improvement in split elasticity of cement also depends on size and shape of

PP fibers. Additionally, STS values of RAC are generally higher than those of NAC for same fiber content due to lower effective water-to-cement ratio in a dispersed fiber concrete matrix, stress concentrations are same throughout entire length of fiber.

STS benefits more from addition of PP fibers compared to CS. They exhibit similar behavior, with STS showing positive impacts when PP fibers are added to concrete to promote flexibility by delaying development of tension cracks or preventing their generation. According to Lim and Ozbakkaloglu (2014), fibres act as crack reducers rather than crack preventers. Fibers are well recognized for their post-cracking behavior that increases TS. Reinforced concrete demonstrates better performance compared to unreinforced controlled concrete. Fibers are recognized for their post-cracking behavior that increases tensile strength Figure 11.

Depicts cracking behavior of controlled concrete with and without PP fiber reinforcement.

**Fig. 11.** Impact of different volume proportions of pp fibre on STS

7.2.4 Flexural Strength (FS)

Figure 12 illustrates relationship between volume percentage of PP fiber and FS of both NAC and RAC. FS tests were conducted following guidelines of Bureau of Indian Standards IS: 516 - 1959. Results show that FS initially increases for both NAC and RAC up to a fiber volume proportion of 0.4%. However, beyond this point, as percentage of PP fiber volume content increases, FS starts to decrease. This contrasts with behavior observed in CS, where addition of fibers resulted in an increase in strength. In comparison to unreinforced concrete, which has a maximum FS value of 3.5 MPa, NAC achieves a maximum value of 3.8 MPa, representing a 10.8% improvement.

Similarly, RAC reaches a maximum FS of 4.1 MPa compared to 3.7 MPa for unreinforced concrete, resulting in a 12.7% increase. FS values for RAC are slightly higher than those for NAC, consistent with

findings for CS and STS values. Overall, addition of PP fibers has a positive impact on FS of both NAC and RAC, up to a certain fiber volume proportion. However, beyond this point, FS starts to decrease. It is important to consider optimal fiber content to achieve desired flexural performance in concrete.

7.2.5. Modulus of Elasticity

Figure 13 presents relationship between volume fraction of pp fiber and MOE for both NAC and RAC. It is observed that both NAC and RAC follow a similar trend as volume percentage of PP fibers changes.

Results indicate that as fiber volume percentage increases, MOE decreases. This is attributed to presence of a greater number of micro cracks along length of cracks and increased fiber content. Both NAC and RAC exhibit similar MOE values for control mix, indicating comparable stiffness.

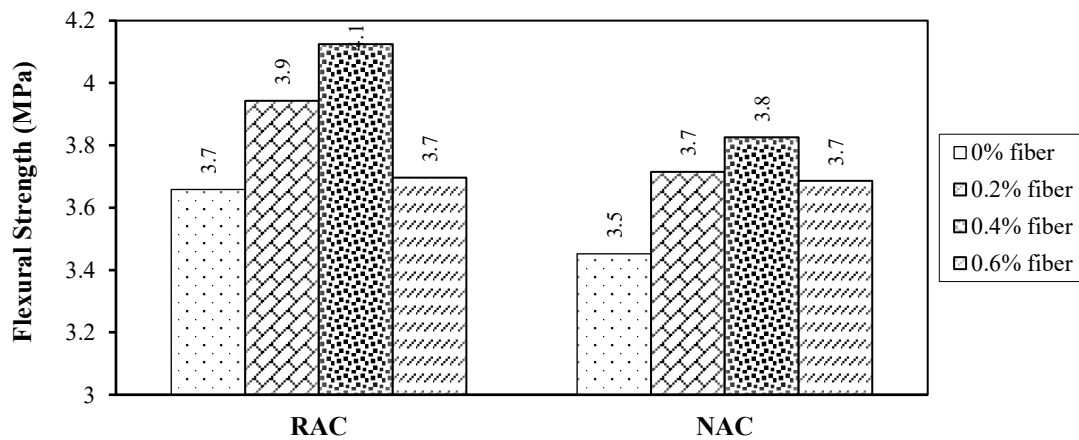


Fig. 12. Variations in PP fiber volume proportion influence both NAC and RAC FS

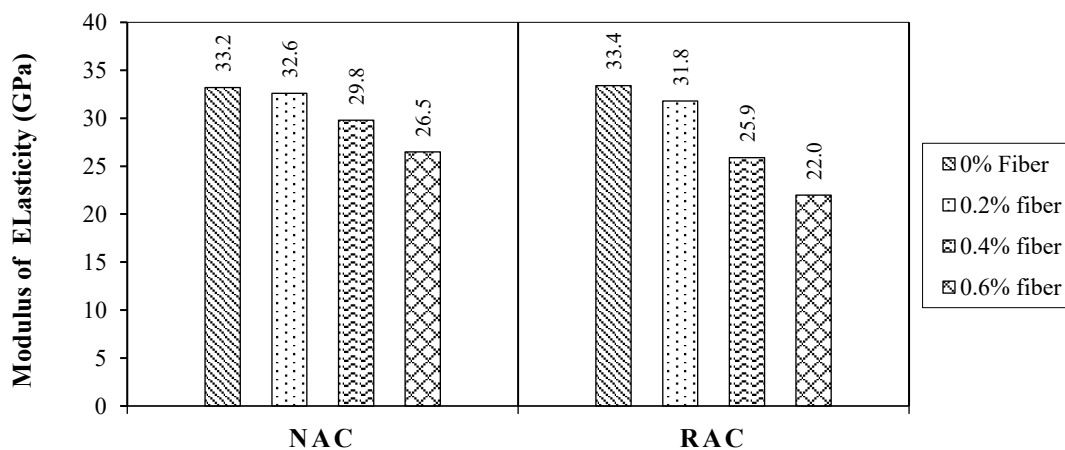


Fig. 13. Impact of Different volume proportions of PP Fiber on MOE

However, when maximum fiber volume percentage of 0.6% is reached, there is a reduction in MOE value. Specifically, for NAC, there is a 20.18% decrease in MOE, while for RAC, decrease is 34.13%. This reduction in MOE can be attributed to weakest link for cracking, which is interface between old adhering mortar and the aggregates. Most of cracks tend to follow this ITZ. It is important to note that addition of PP fibers can lead to a decrease in MOE of both NAC and RAC. However, specific decrease in MOE varies between two types of concrete.

7.3. Durability of Concrete

7.3.1. Water Absorption (WA)

Concrete durability is an important aspect that can be indirectly measured by water absorption. Water contains chemicals that can adversely affect properties of concrete when they interact with its constituents. One of durability concerns is freeze-thaw effect caused by presence of additional water in concrete pores during temperature changes. This effect leads to expansion and contraction of concrete, resulting in cracks and reduced durability.

In order to evaluate water absorption characteristics, PP Fibers were subjected to a water absorption test for different durations (seven days, fourteen days and 28 days) with varying volume proportions.

Water absorption test for concrete is conducted as per IS 1199-1959. This code provides guidelines for determining water absorption characteristics of concrete specimens. Figure 14 illustrates outcomes of water absorption test.

Generally, it is observed that ability of fiber-reinforced concrete to adsorb water decreases as volume fraction of PP fibers increases up to 0.4% in both NAC and RAC. Addition of PP fibers enhances tensile characteristics of concrete, thereby preventing initiation and propagation of early cracks. However, it is evident that adding more than 0.4% proportion of PP fibers to concrete leads to fiber clustering. This clustering phenomenon can cause formation of numerous micro cracks in both NAC and RAC, consequently increasing water absorption of concrete, particularly in SCC. Therefore, it is crucial to carefully consider volume proportion of PP fibers in order to achieve desired improvement in concrete properties without compromising its durability and water absorption characteristics.

7.3.2. Acid Resistance

Indian Standard codes do not specifically provide guidelines for acid resistance tests for concrete. However, there are internationally recognized standards that can be followed to assess the acid resistance of concrete.

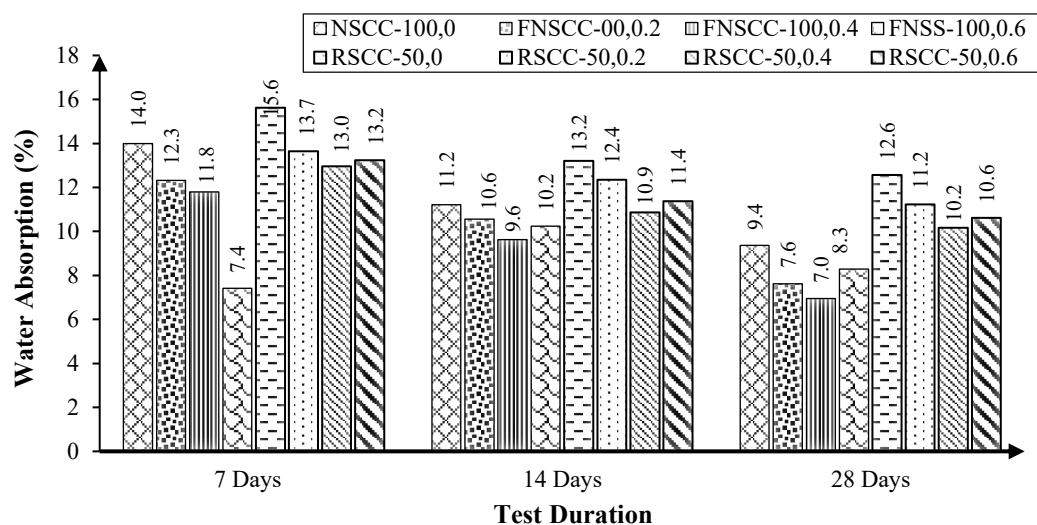


Fig. 14. Impact of Different volume proportions of PP Fiber on MOE

One such commonly used standard is ASTM C267. In study on acid resistance, Hydrochloric Acid (HCl) was utilized as an acid to assess resistance of concrete samples with varying volume proportions of PP fibers. Acid resistance test involved measuring loss in concrete mass caused by acidic attack of HCl on specimens for different durations (7 days, 14 days, and 28 days) for each mix proportion of both NAC and RAC. Results of acid resistance test are presented in Figure 15. Findings clearly indicate addition of PP fibers at volume proportion up to 0.4% for both NAC and RAC significantly reduce weight loss caused by HCl acid. This can be attributed to use of PP fibers, which effectively slow down development and propagation of early fractures and decrease porosity of concrete.

Consequently, penetration of HCl acid into concrete is hindered, preventing rapid deterioration. In acidic environments, HCl acid reacts with calcium aluminate and calcium hydroxide, leading to erosion of concrete. Rate at which HCl acid penetrates concrete and reaches these components determines speed of erosion. By incorporating PP fibers, concrete resistance to acid attack is improved.

However, it is important to note that at higher PP fiber dosages (0.6%), density of SCC significantly decreases due to reduced workability. This decrease in density can result in increased weight loss from HCl acid attack. Therefore, it is crucial to carefully consider dosage of PP fibers in order to achieve optimal acid resistance while maintaining the desired workability and density of concrete.

7.3.3. Carbonation Resistance Test

The carbonation depth test, as per the ASTM standard, specifically ASTM D7705, provides a method for determining the depth of carbonation in hardened concrete. This test helps assess the carbonation resistance of concrete and evaluate its durability in carbonation-prone environments as discussed by Singh and Singh (2018). Carbonation depth of

concrete is influenced by percentage of PP fibers in both NAC and RAC. As proportion of PP fibers increases from 0% to 0.4%, carbonation depth of concrete decreases.

Furthermore, carbonation depth continues to decrease as percentage of PP fibers increases up to 0.6%. It is observed that concrete containing PP fibers exhibits less carbonation compared to control mix without fibers.

In specimen, at a volume percentage of 0.4% PP fiber, minimum carbonation depth for NAC was reported as 2.94%, 4.91% and 7.12% at 7 days, 14 days, and 28 days, respectively. Similar results were obtained for RAC, where minimum carbonation depth was 3.21%, 5.87% and 8.1% at 7 days, 14 days, and 28 days, respectively, when fiber volume proportion was 0.4%. This represents a reduction of approximately 16.67% for NAC (28 days) and 17.54% for RAC (28 days) compared to control mix. Inclusion of PP fibers in concrete obstructs diffusion channel for CO₂, increasing resistance to CO₂ diffusion and slowing down carbonation process. This is illustrated in Figure 16, which shows correlation between volume percentage of PP fiber and carbonation depth. However, at higher dosages of PP fiber (0.6%), fibers can prevent cement paste from filling voids in microstructure, increasing internal porosity and potentially creating a new pathway for CO₂ to enter concrete structure. This can accelerate carbonation process. It is important to consider dosage of PP fibers to achieve desired balance between carbonation resistance and other concrete properties.

The addition of these fibers outcomes with novel improvement in splitting tensile capacity, flexural capacity, toughness, and ductile failure of concrete owing to their small microstructural size which retards the origination and expansion of early micro-cracks inside the concrete matrix. Novelty has been noted in comparison to NAC, as these fibers in RAC are more valuable in several aspects. Firstly, RAC matrix is weak and the bonding between cement and

aggregate phase is poor therefore the tensile strength and durability of RAC is more pronounced than NAC, as these properties are enhanced by PP fibers, which further results in preventing the formation and propagation of micro-cracks. These impacts of fibers in RAC were also ratified in another research works (Gao et al., 2020). Secondly, owing to the glued mortar, RCA develops higher shrinkage cracks in RAC. The deployment of these PP fibers benefits RAC by restricting the expansion of shrinkage cracks, which results in a durable concrete.

8. Conclusions

In the presented manuscript investigation

for impact of PP fibers on properties of NAC and RAC through experimental assessment using fiber integration at 0.2%, 0.4% and 0.6% in both types of concrete have been done. The key findings of this study can be summarized as follows:

1. PP fibers significantly reduce workability of concrete by increasing friction between particles. RAC is less workable than NAC due to larger water absorption capacity of recycled coarse aggregate caused by old mortar adhering to its surface.
2. Presence of PP fibers obstructs bleeding and segregation in concrete mix, as fibers flocculate with aggregates and mortar, restricting their movement and adsorbing some water.

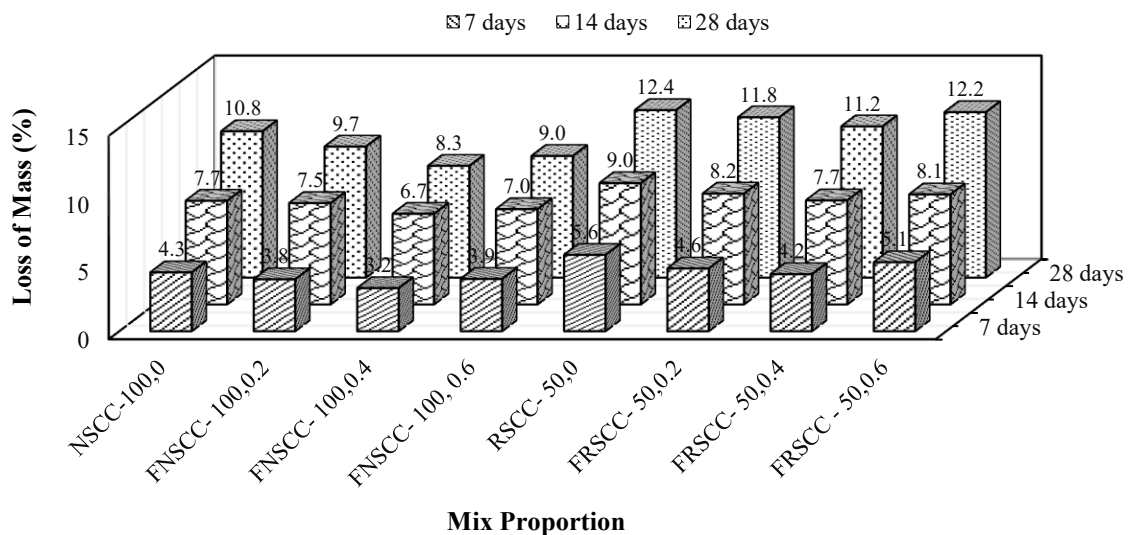


Fig. 15. Influence of various PP fibre volume fractions on acid resistance

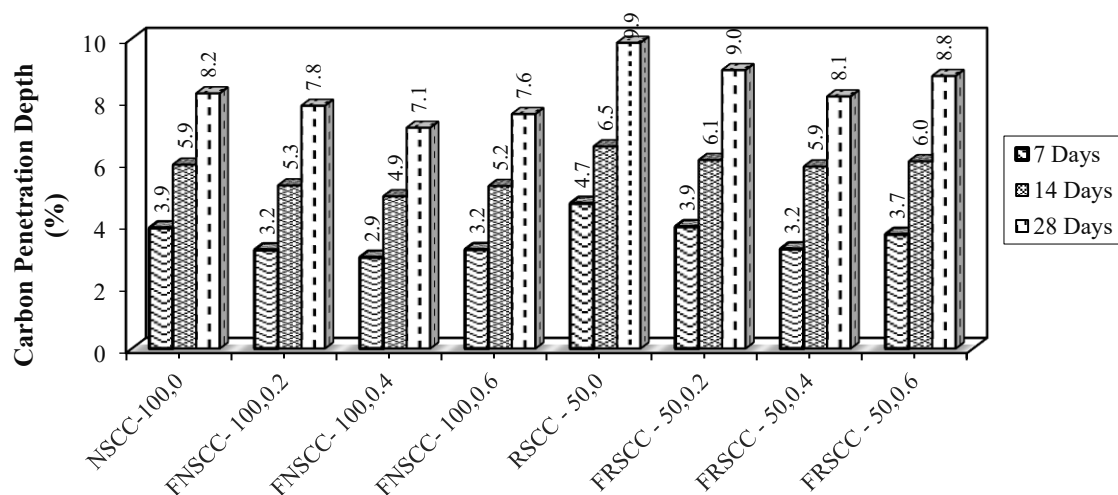


Fig. 16. Influence of different volume proportion of PP fiber on carbonation resistance

3. RAC has a lower density compared to NAC, and addition of PP fibers further reduces density of RAC due to lower specific gravity of fibers.
4. CS of both NAC and RAC initially increases up to a fiber content of 0.4% but starts to decline with higher fiber contents. This is attributed to higher stresses present at ends of fibers in a dispersed fiber concrete matrix.
5. Similar trends are observed for STS, where optimal fiber content for enhancing strength is found to be 0.4%.
6. Addition of PP fibers greatly improves aspects of durability such as water absorption, acid resistance, and carbonation depth.
7. Overall, PP fibers have a positive impact on mechanical performance of SCC, regardless of whether its NAC or RAC.

This study concludes that use of RCA in construction projects is increasing, and successful incorporation of PP fibers into concrete enables creation of Polypropylene Fibre Reinforced Recycled Aggregate Self Compacted Concrete (PFRRASCC). Use of RCA is expected to be a significant development in construction, benefiting both environment and ecosystem in a sustainable manner.

9. Acknowledgements

The authors delightedly acknowledge the Department of Civil Engineering, Madan Mohan Malaviya University of Technology, Gorakhpur and Uttar Pradesh, India to facilitate for conducting the experimental work of this study.

10. Abbreviations

C and D: Construction and Demolition
 CS: Compressive Strength
 FNSCC: Fiber-Reinforced Natural Aggregate Self-Compacting Concrete
 FRSCC: Fiber-Reinforced Recycled Aggregate Self-Compacting Concrete
 FS: Flexure Strength
 HPC: High Performance Concrete
 NA: Natural Aggregate
 NAC: Natural Aggregate Concrete

NASCC: Natural Aggregate Self-Compacting Concrete
 NSCC: Natural Aggregate Self-Compacting Concrete
 PFRRASCC: PP Fiber Reinforced Self-Compacted Concrete
 PP Fiber: Polypropylene Fiber
 PPFNAC: Polypropylene Fiber Natural Aggregate Concrete
 PPF RAC: Polypropylene Fiber Recycled Aggregate Concrete
 RAC: Recycled Aggregate Concrete
 RSCC: Recycled Aggregate Self-Compacting Concrete
 STS: Split Tensile Strength
 SCC: Self-Compacted Concrete
 SCHPC: Self-Compacted High Performance Concrete

11. References

- Akç, K.R., Çakir, Ö. and İpek, M. (2015). "Properties of polypropylene fiber reinforced concrete using recycled aggregates", *Construction of Building Materials*, 98(1), 620-630, <https://doi.org/10.1016/j.conbuildmat.2015.08.133>.
- Akbarnezhad, A., Ong, K.C.G., Tam, C.T. and Zhang, M.H. (2013). "Effect of the parent concrete properties and crushing procedure on the properties of coarse recycled aggregates", *Journal of Materials in Civil Engineering*, 25(1), 17951802, [http://doi.org/10.1061/\(ASCE\)MT.193-5533.0000789](http://doi.org/10.1061/(ASCE)MT.193-5533.0000789).
- Bayashi, Z. and Zeng, J. (1993). "Properties of polypropylene fiber reinforced concrete", *ACI Materials Journals*, 90(6), <https://doi.org/605-610.10.14359/4439>.
- Brand, A.S., Roesler, J.R. and Salas, A. (2015). "Initial moisture and mixing effects on higher quality recycled coarse aggregate concrete", *Construction and Building Materials*, 79(1), 83-89, <http://doi.org/10.1016/j.conbuildmat.2015.01.047>.
- Brandt, A.M. (2008). "Fiber reinforced cement-based composites after over 40 years of development in building and civil engineering", *Composite Structures*, 86(1), 39, <https://doi.org/10.1016/j.compstruct.2008.03.006>.
- Boulekbache, B., Hamrat, M., Chemrouk, and Amziane, S. (2010). "Followability of fibre-reinforced concrete and its effect on the mechanical properties of the material", *Construction and Building Materials*, 24(1), 16641671,

- <https://doi.org/10.1016/j.conbuildmat.2010.02.025>.
- Carneiro, J.A., Lima, P.R.L., Leiti, M.B. and Filho, R.D.T.F. (2014). "Compressive stress-strain behavior of steel fiber reinforced-recycled aggregate concrete", *Cement and Concrete Composites*, 46(1), 65-72, <https://doi.org/10.1016/j.cemconcomp.2013.11.006>.
- Central Pollution Control Board (CPCB). (2017). *Guidelines on environmental management of c and d wastes*, Ministry of Environment, Forests and Climate Change, India, guidelines-final-c and d-march 2017, pdf (<https://py.gov.in>).
- Das, C.S., Dey, T., Mukherjee, B.B. and Kumar, J. (2018). "Performance evaluation of polypropylene fiber reinforced recycled aggregate concrete", *Construction and Building Materials*, 189(1), 649-659, <https://doi.org/10.1016/j.conbuildmat.2018.09.036>.
- Faraj, R.H., Sherwani, A. and Daraei, A. (2019), "Mechanical, fracture and durability properties of self-compacting high strength concrete containing recycled polypropylene plastic particles", *Journal of Building Engineering*, 25(1), 100808, <https://doi.org/10.1016/j.jobbe.2019.100808>.
- Gao, D. and Zhang, L. (2018). "Flexural performance and evaluation method of steel fiber reinforced recycled coarse aggregate concrete", *Construction and Building Materials*, 159(1), 126-136, <https://doi.org/10.1016/j.conbuildmat.2017.10.073>.
- Güneyisi, E., Gesoğlu, M. and Yazıcı, H. (2014). "Effect of surface treatment methods on the properties of self-compacting concrete with recycled aggregates", *Construction and Building Materials*, 64(1), 172-183, <https://doi.org/10.1016/j.conbuildmat.2014.04.090>.
- Hsie, M., Tu, C. and Song, P.S. (2008). "Mechanical properties of polypropylene hybrid fiber-reinforced concrete", *Materials Science and Engineering*, A, 494(1), 153-157, <http://doi.org/10.1016/j.msea.2008.05.037>.
- I.S. 2386-Part-IV (reaffirmed in 2021). *Indian standard method of test for aggregate for concrete*, New Delhi, Bureau of Indian Standards, <https://law.resource.org/pub/in/bis/S03/is.2386.4.1963.pdf>.
- I.S. 383-2016. (2016). *Indian standard specification of coarse and fine aggregate from natural sources*, New Delhi, Bureau of Indian Standards, <https://law.resource.org/pub/in/bis/S03/is.383.1970.pdf>.
- I.S. 456-2000 (reaffirmed in 2021). (2000). *Indian standard plain and reinforced concrete code of practice*, New Delhi, Bureau of Indian Standards, <https://law.resource.org/pub/in/bis/S03/is.456.2000.pdf>.
- I.S. 516-1959 (reaffirmed in 2018). (1959). *Indian standard method of tests for strength of concrete*, New Delhi, Bureau of Indian Standards, <https://law.resource.org/pub/in/bis/S03/is.516.1959.pdf>.
- I.S. 5816-1999 (reaffirmed in 2004). (1999). *Indian standard splitting tensile strength of Concrete - method of test*, New Delhi, Bureau of Indian Standards, <https://law.resource.org/pub/in/bis/S03/is.5816.1999.pdf>.
- I.S. 8112-2013. (2013). *Indian standard specification 43 grade ordinary portland cement specification*, New Delhi, Bureau of Indian Standards, <https://law.resource.org/pub/in/bis/S03/is.8112.1989.pdf>.
- I.S. 10262-2019. (2019). *Indian standard recommended guideline for concrete mix design*, New Delhi, Bureau of Indian Standards, <https://law.resource.org/pub/in/bis/S03/is.10262.2009.pdf>.
- I.S. 1199-1959 (reaffirmed in 2018). (1959). *Methods of sampling and analysis of concrete*, new-delhi, Bureau of Indian Standards, <https://ia903000.us.archive.org/21/items/gov.in.is.1199.1959/is.1199.1959.pdf>.
- India, M.O. (2016). "The gazette of India, Part II, Section-3, Sub-section (ii): *Forest and climate change*", Retrieved from <https://www.moef.gov.in/sites/default/files/C%20&D%202016.Pdf>.
- Jindal, A. and Ransinchung, G.D. (2022), "Behavioral study of incorporation of recycled concrete aggregates and minerals admixtures in pavement quality concrete", *Civil Engineering Infrastructures Journal*, 55(2), 351-372, <https://doi.org/10.22059/ceij.2022.326564.1766>.
- Kamal, M.M., Safan, M.A., Etman, Z.A. and Kasem, B.M. (2014). "Mechanical properties of self-compacted fiber concrete mixes", *Housing and Building National Research Center HBRC Journal*, 10(1), 25-34, <https://doi.org/10.1016/j.hbrj.2013.05.012>.
- Kang, W.H., Ramesh, R.B., Mirza, O., Senaratne, S., Tam, V. and Wigg, D. (2017). "Reliability based design of RC beams with recycled aggregate and steel fibres", *Journal of Structures*, 11(1), 135-145, <https://doi.org/10.1016/j.istruc.2017.05.002>.
- Kapoor, K., Singh, S.P. and Singh, B. (2020). "Permeability of self-compacting concrete made with recycled concrete aggregates and Portland cement-fly ash-silica fume binder", *Journal of Sustainable Cement - Based Materials*, 10(1), 1-27,

- <http://doi.org/10.1080/21650373.2020.1809029>.
- Lawler, J.S., Zampini, D.P.S. (2002). "Permeability of cracked hybrid fiber reinforced mortar under load", *Journal of American Concrete Institute Materials Journal*, 99(4), 379-385, <https://doi.org/10.14359/12220>.
- Li, L.G., Chu, S.H., Zeng, K.L., Zhu, J. and Hawan, A.K.H. (2018). "Roles of water film thickness and fibre factor in workability of polypropylene fibre reinforced mortar", *Cement and Concrete Composites*, 93(1), 196-204, <https://doi.org/10.1016/j.cemconcomp.2018.07.014>.
- Li, J., Niu, J., Wan, C., Liu, X. and Jin, Z. (2017). "Comparison of flexural property between high performance polypropylene fiber reinforced lightweight aggregate concrete and steel fiber reinforced lightweight aggregate concrete", *Construction and Building Materials*, 157(1), 729-736. <http://doi.org/10.1016/j.conbuildmat.2017.09.149>.
- Maio, F.D., Rem, P., Lofti, S. and Serranti, S. (2016). "Advanced technologies for the production of cement and clean aggregates from construction and demolition waste", R 2016, https://www.researchgate.net/publication/309309338_Cement_and_clean_aggregates_from_cd_w_The_c2ca_project.
- Matar, P. and Zéhil, G.P. (2019). "Effects of polypropylene fibers on the physical and mechanical properties of recycled aggregate concrete", *Journal of Wuhan University of Technology-Material, Sci, Ed*, 34(1), 1327-1344, <http://doi.org/10.1007/s11595-019-2196-6>.
- Mefteh, H., Kebaili, O., Berredjem, L. and Arabi, N. (2013). "Influence of moisture conditioning of recycled aggregates on the properties of fresh and hardened", concrete, *Journal of Cleaner Production*, 54(1), 282-288, <https://doi.org/10.1016/j.jclepro.2013.05.009>.
- Mukhtar, F. and El-Tohfa, A. (2023). "A review on fracture propagation in concrete, models, methods, and benchmark tests", *Engineering Fracture Mechanics*, 281(1), 109100, <https://doi.org/10.1016/j.engfracmech.2023.109100>.
- Ozbakkaloglu, T. and Lim, J.C. (2014). "Confinement model for frp confined high - strength concrete", *Journal of Composites for Construction*, 18(4), 04013058, [http://doi.org/10.1061/\(ASCE\)CC.1943-5614.0000376](http://doi.org/10.1061/(ASCE)CC.1943-5614.0000376).
- Poon, C.S., Shui, Z.H. and Lam, L. (2004). "Effect of microstructure of itz on compressive strength of concrete prepared with recycled aggregate", *Construction and Building Materials*, 18(6), 461-468, <https://doi.org/10.1016/j.conbuildmat.2004.03.005>.
- Romualdi, J.P. and Mandel, J.A. (1964). "Tensile strength of concrete affected by uniformly distributed and closely spaced short lengths of wire reinforcement", *Journal of American Concrete Institute*, 61(6), 657-672, <https://doi.org/10.14359/7801>.
- Singh, N. and Singh, S.P. (2018). "Validation of carbonation behavior of self-compacting concrete made with recycled aggregates using", *European Journal of Environmental and Civil Engineering*, 24(1), 2187-2210, <https://doi.org/10.1080/19648189.2018.1500312>.
- Singh, V.K. and Shukla, A. (2021). "Structural application of concrete made of recycled aggregate sourced from construction and demolition waste", *Proceedings of SECON 21*, Springer International Publishing, 171(1), <https://doi.org/10.1007/978-3-030-80312-474>.
- Smirnova, O.M. and Kharitonovs, A. (2018). "Strength and strain-stress properties of fiber concrete with macro-fiber on the basis of polyolefin", *Stroitel nye Materialy*, 766(12), 44-48, <http://doi.org/10.31659/0585-430X-2018-766-12-44-48>.
- Tiwari, P.K. and Singh, V.K. (2023), "The impact of fiber reinforcement on fresh and physical properties with durability of recycled coarse aggregate concrete, A review", *Journal of Engineering Science and Technology Review*, 16(4), 85-93, <http://doi.org/10.25103/jestr.164.11>.
- Utepov, Y., Akhmetov, D. and Ilnur, A. (2020). "Effect of fine fillers from industrial waste and various chemical additives on the placeability of self-compacting concrete", *Computers and Concrete*, 25(1), 59-65. <https://doi.org/10.12989/cac.2020.25.1.059>.
- Yap, S.P., Alengaram, U.J. and Jumaat, M.Z. (2013). "Enhancement of mechanical properties in polypropylene and nylon fiber reinforced oil palm shell concrete", *Materials and Design*, 49(1), 1034-1041, <http://doi.org/10.1016/j.matdes.2013.02.070>.
- Yoda, K. and Shintani, A. (2014). "Building application of recycled aggregate concrete for upper-ground structural elements", *Construction and Building Materials*, 67(1), 379-385, <https://doi.org/10.1016/j.conbuildmat.2013.12.096>.



This article is an open-access article distributed under the terms and conditions of the Creative Commons Attribution (CC-BY) license.